

Mobilbank – oprette/ændre/afmelde kode til mobilbank

I netbank:

Klik på dit navn øverst til højre.

The screenshot shows the Andelskassen netbank interface. At the top left is the logo "Andelskassen - Sammen kan vi mere". In the top right corner, there is a settings gear icon, a "Beskeder" (Messages) icon, and a "LOG UD" (Logout) icon. A green arrow points to the settings gear icon. Below the header is a section titled "Mit overblik" (My overview). On the left, there is a "Udvalgte konti" (Selected accounts) card showing "Lønkonto Personale" and "NemKonto" with an "ALLE KONTI" (All accounts) link. Below this are "Overfør" (Transfer) and "Betal regning" (Pay bill) buttons. On the right, there is a "Kommende betalinger fra alle konti" (Upcoming payments from all accounts) card with a "BETALINGSOVERSIGT" (Payment overview) link. At the bottom, it says "Betalingservice for august er klar 25. juli" (Payment service for August is ready 25. July).

Vælg 'Mobilbank'.

This screenshot is similar to the one above, but with the user profile menu open. The menu is located in the top right corner and contains the following items: "Kontaktoplysninger", "Sms-bekræftelse", "Info Service", "Mobilbank" (circled in green), "Loginhistorik", "Adgange og Samtykker", "Underskriftsrum", "Netbankaftaler", and "e-Boks". Below the menu items, the user's ID number "Brugernummer: 59800008949" and the login time "07.07.2023 / 11.46.08" are displayed. A green arrow points to the "Mobilbank" option. The rest of the interface, including the "Mit overblik" section and the "Betalingservice" notice, remains the same as in the previous screenshot.

Vælg 'SKIFT MOBILKODE'.

Mobilbank



🔒 SKIFT MOBILKODE



Du er tilmeldt Mobilbank

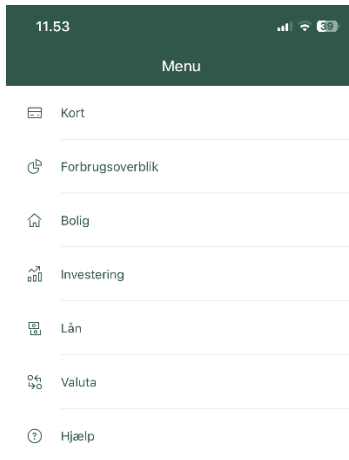
Du skal bruge din mobilkode sammen med dit CPR-nummer eller brugernummer

når du vil logge på Mobilbank.

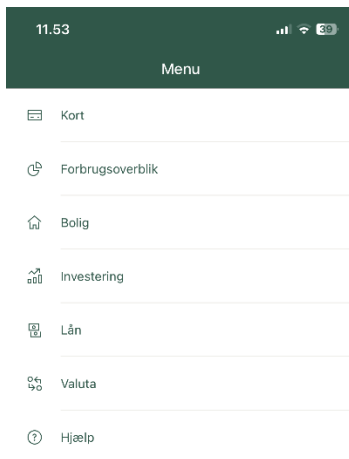
Hvis du har glemt din kode eller vil ændre den, kan du skifte den her på siden.

I Mobilbank:

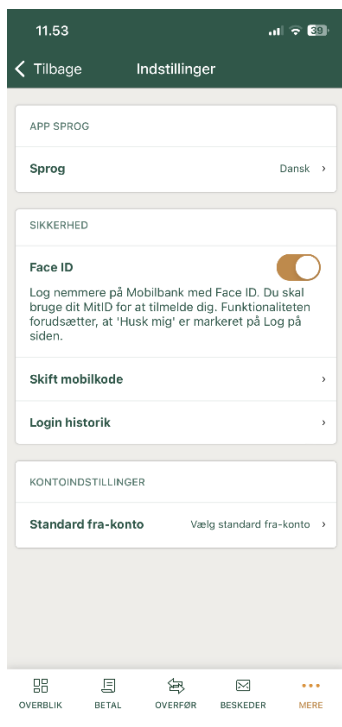
Åben Mobilbank og vælg



Vælg derefter 'Indstillinger'.



Vælg 'Skift mobilkode'.



Følg vejledningen og tryk 'SKIFT MOBILKODE', når du har valgt en ny kode.

